



Wolverine (*Gulo gulo*) Observation Quick Guide

Sighting

- 1) Record time, date, and location. Consider scouting for tracks if time and safety allow. Celebrate!

Tracks

- 2) Search in a variety of locations for the clearest tracks. Look for where the animal has entered more sheltered areas away from direct sunlight, wind, further snowfall, or whatever may have obscured the tracks.
- 3) Photograph tracks, trail patterns, and other signs as outlined on the back of this guide. In your photo include a ruler, ski pole with tick marks, or any type of reference that indicates size down to the centimeter or inch.
- 4) Submit your observation. Options include:
 - The land manager: US Forest Service, National Park Service, or Washington State Dept. of Fish & Wildlife.
 - Cascades Wolverine Project at iNaturalist.org: download the free iNaturalist app to sign up.
 - Email us at info@cascadeswolverineproject.org

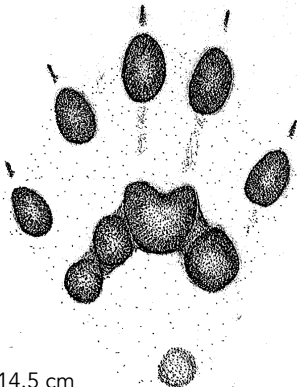
Walking
Stride 40-76 cm
Trail Width 20 cm

Wolverine *Gulo gulo*


Size
Length: 86 – 107cm
Weight: 6.6 – 16.2kg

Appearance
Short and stocky with rounded ears and long bushy tail. Dark brown fur, often with blonde face mask and lateral stripe.

Similar species
American marten, fisher, river otter, badger, hoary marmot.




Front
L 11-14.5 cm
W 9-11 cm



Hind
L 8-18 cm
W 8.5-14 cm

© Daniel Moskowitz



Bound
Stride 68-140 cm
Trail Width 18-25 cm